

zencontrol

Smart touch switch datasheet



Customisable
RGBW LEDs to
suit different
applications

Features

- 2 mA DALI line current
- Up to 5 units per DALI line
- Simple Cloud commissioning
- Black and white finishes available
- Multiple scenes and set-ups available
- Anodised aluminium and seamless glass for easy clean
- Inbuilt wireless bridge for control of downstream DALI devices



Touch feedback

Soft on-touch audio for user friendly haptic feedback



Inbuilt temperature sensor

Wall mount location for improved temperature accuracy



Wireless interface

Mesh models do not require a local control interface



Selectable actions

Selectable button actions on DALI application controller

zencontrol

Smart touch switch datasheet



Product range

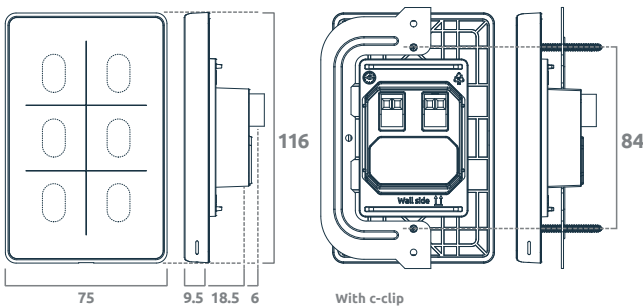
Order code	Description
zc-sst-6sw-blk	Smart switch with 6 capacitive touch buttons, to suit 84 mm wall mount, black
zc-sst-6sw-wht	Smart switch with 6 capacitive touch buttons, to suit 84 mm wall mount, white

Features

- 2 mA DALI line current
- Up to 12 units per DALI line
- Inbuilt temperature sensor
- Black and white finishes available
- Inbuilt configurable RGBW LEDs
- Touch buttons for user accessibility
- Customisable button prints to suit different applications
- Selectable button actions on DALI application controller
- Wireless mesh models do not require a local control interface
- Used on wired and wireless DALI networks

Dimensions (mm)

Fixing centres	84 mm	Dimensions	W75 / H117 / D34 mm
-----------------------	-------	-------------------	---------------------



○ Dotted line indicates touch-sensitive area, custom print designs should ideally be located within this area.

Notice

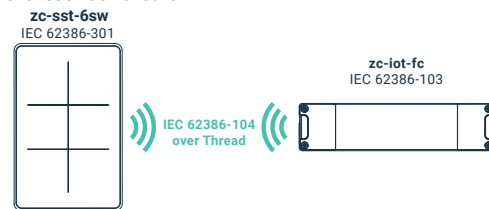
- The DALI line is not SELV. It must be treated like LV mains and treated with the same precautions and wiring regulations.
- This product is not bus powered and requires the 240V supply to be connected

Specifications

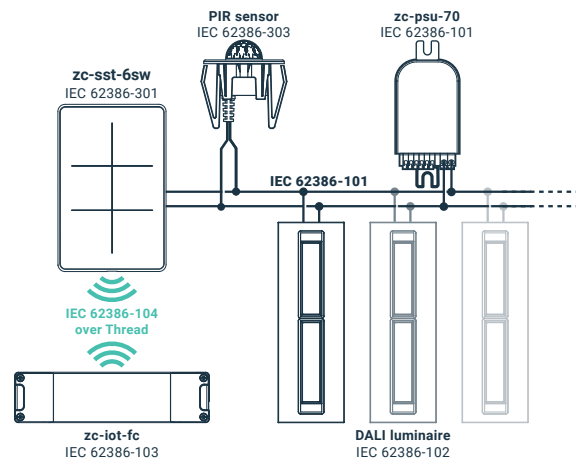
Supply	220 - 240 V
Control system	Wired DALI-2 Wireless IEC62386-104 over Thread
Radio support	IEEE 802.15.4
Frequency band	2.4 GHz
Max radio tx power	+8 dBm
DALI line current	2 mA
Wiring	1 - 4 mm ² Strip 8 - 10 mm
Operating temperature	0 to 55°C
Material	PC UV stabilised, toughened glass, aluminium
Ingress protection	IP20
Compliance standards	IEC 61347-2-11 EMC-2004/108/EC CISPR 15 LVD-2006/95/EC IEC 62386-301

System overview: modes

104 mode is enabled after the device has been added to a 104 application controller such as zc-iot-fc.



104 + 101 Bridge mode is enabled after the device has been added to a 104 controller and a 101 power supply has been connected to the DALI terminals.



101 mode is enabled after a 101 power supply has been connected to the DALI terminal and the device **has not** been added to a 104 application controller.

